



Investor Presentation – Dec 2021



Investor Presentation for the quarter ended on Dec 31, 2021

Index

1. Highlight for the quarter ended Dec - 21
2. Quarterly Results and Shareholding – Dec 21
3. Project Updates
4. Shareholding Structure
5. Debt Profile

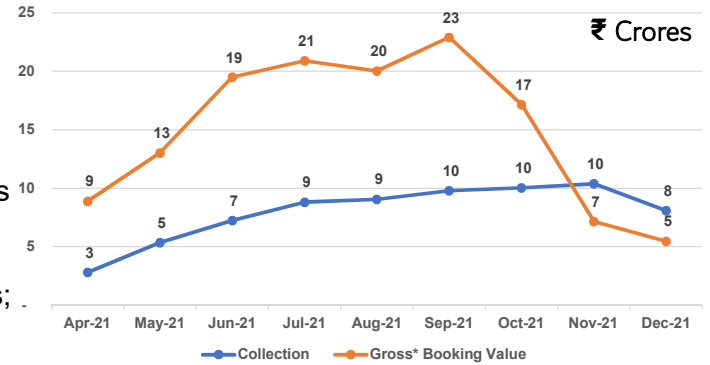


Highlight of Q3



Highlights for the quarter ended – Dec - 21

- ❑ Soft launch of Phase II of Poddar Riviera
- ❑ Gross* booking of 70 units in Q3; 332 units in 9 months;
- ❑ Gross* booking value of ₹ 30 Crores in Q3; ₹ 135 Crores in 9 months;
- ❑ Collection of ₹ 28 Crores in Q3; ₹ 72 Crores in 9 months;



Results of Q3



PHDL Results – Standalone Dec -21

₹ Crores

No.	Particulars	Quarter Ended			Nine Months Ended		Year Ended
		31-12-2021	30-09-2021	31-12-2020	31-12-2021	31-12-2020	31-03-2021
		(Un-audited)	(Un-audited)	(Un-audited)	(Un-audited)	(Un-audited)	Audited
1	Income from operations						
	i. Revenue from Operations	16.60	17.88	33.75	43.08	42.53	54.76
	ii. Other Income	(0.12)	0.17	0.48	0.10	2.97	2.84
	Total income from operations (net)	16.48	18.05	34.24	43.18	45.50	57.60
2	Expenses						
	i. Cost of Construction	26.77	25.50	30.52	80.94	74.88	86.37
	ii. Changes in Inventories of WIP and Finished goods	(11.64)	(9.15)	(12.51)	(41.64)	(49.50)	(53.54)
	iii. Employee Benefit Expenses	1.02	1.19	1.65	3.08	5.01	4.48
	iv. Depreciation and Amortisation Expenses	0.08	0.10	0.21	0.25	0.40	0.47
	v. Finance Costs	3.44	3.98	0.59	9.87	1.37	5.81
	vi. Other Expenses	5.45	3.61	1.99	12.05	6.33	9.58
	Total expenses	25.12	25.23	22.46	64.55	38.49	53.16
3	Profit / (Loss) before tax	(8.64)	(7.18)	11.78	(21.38)	7.01	4.44
4	Tax expense:						
	i. Current Tax Expense/ (Benefit)	-	-	1.20	-	1.20	0.86
	ii. Deferred Tax Expense/ (Benefit)	(2.04)	(1.81)	1.74	(5.25)	0.60	0.76
	Total Tax Expense/ (Benefit)	(2.04)	(1.81)	2.94	(5.25)	1.80	1.62
5	Net Profit/ (Loss) after tax	(6.59)	(5.37)	8.84	(16.13)	5.21	2.83
6	Other comprehensive income (OCI)						
	Items not to be reclassified subsequently to profit or loss:						
	- Gain/(Loss) on fair valuation of defined benefit plans as per actuarial valuation	-	-	-	-	-	0.20
	- Gain on fair valuation of equity instruments	0.10	(0.07)	0.04	0.23	0.06	0.16
	- Deferred tax expense/(income) relating to these items	0.00	-	0.01	0.05	0.01	0.09
	Other comprehensive income for the year (net of tax)	0.10	(0.07)	0.03	0.18	0.04	0.27
7	Total comprehensive income for the year (net of tax)	(6.50)	(5.44)	8.86	(15.95)	5.25	3.10
8	Paid-up Equity Share Capital (Face Value INR 10/- each)	6.32	6.32	6.32	6.32	6.32	6.32
9	Earnings per share (in INR)						
	i. Basic	(10.44)	(8.50)	13.99	(25.54)	8.25	4.48
	ii. Diluted	(10.44)	(8.50)	13.99	(25.54)	8.25	4.48



PHDL Results – Consolidated Dec -21

₹ Crores

No.	Particulars	Quarter Ended			Nine Months Ended		Year Ended
		31-12-2021	30-09-2021	31-12-2020	31-12-2021	31-12-2020	31-03-2021
		(Un-audited)	(Un-audited)	(Un-audited)	(Un-audited)	(Un-audited)	Audited
1	Income from operations						
	i. Revenue from Operations	16.61	17.88	33.75	43.09	42.56	54.86
	ii. Other Income	0.20	0.48	0.83	1.08	2.58	4.31
	Total income from operations (net)	16.81	18.37	34.58	44.17	45.13	59.17
2	Expenses						
	i. Cost of Construction	26.77	25.50	32.59	80.94	76.94	88.43
	ii. Changes in Inventories of WIP and Finished goods	(11.64)	(9.15)	(12.51)	(41.64)	(49.50)	(53.54)
	iii. Employee Benefit Expenses	1.08	1.36	1.92	3.42	5.81	5.26
	iv. Depreciation and Amortisation Expenses	0.08	0.10	0.21	0.26	0.41	0.48
	v. Finance Costs	3.96	4.86	1.57	12.13	3.65	8.95
	vi. Other Expenses	5.55	3.65	2.02	12.33	6.54	9.93
	Total expenses	25.80	26.31	25.80	67.44	43.85	59.51
3	Profit / (Loss) before tax	(9.00)	(7.95)	8.78	(23.27)	1.28	(0.34)
4	Tax expense:						
	i. Current Tax Expense/ (Benefit)	-	-	1.20	-	1.20	0.86
	ii. Deferred Tax Expense/ (Benefit)	(2.04)	(1.81)	1.74	(5.25)	0.60	0.76
	Total Tax Expense/ (Benefit)	(2.04)	(1.81)	2.94	(5.25)	1.80	1.62
5	Net Profit/ (Loss) after tax	(6.95)	(6.13)	5.84	(18.03)	(0.52)	(1.96)
6	Other comprehensive income (OCI)						
	Items not to be reclassified subsequently to profit or loss:						
	- Gain/(Loss) on fair valuation of defined benefit plans as per actuarial valuation	-	-	-	-	-	0.22
	- Gain on fair valuation of equity instruments	0.10	(0.09)	0.04	0.23	0.06	0.16
	- Deferred tax expense/(income) relating to these items	0.00	-	0.01	0.05	0.01	0.09
	Other comprehensive income for the year (net of tax)	0.10	(0.09)	0.03	0.18	0.04	0.28
7	Total comprehensive income for the year (net of tax)	(6.86)	(6.22)	5.87	(17.85)	(0.47)	(1.68)
8	Paid-up Equity Share Capital (Face Value INR 10/- each)	6.32	6.32	6.32	6.32	6.32	6.32
9	Earnings per share (in INR)						
	i. Basic	(11.01)	(9.71)	9.25	(28.54)	(0.82)	(3.10)
	ii. Diluted	(11.01)	(9.71)	9.25	(28.54)	(0.82)	(3.10)



Project Updates



Synopsis of Projects#

Particulars	Ongoing / Upcoming					SEG and SCC
	Riviera	Diamond	Wondercity I\$	Wondercity II\$	SEG 4C	
Estimated Area of Project (sqft.) *	23,18,345	1,04,877	10,28,974	6,59,189	76,963	17,58,629
Estimated Total Units (nos.)	3,428	132	1,702	1,039	114	3,615
Area opened for booking (sqft.)*	5,30,149	97,380	4,37,204	-	76,963	17,58,629
Units opened for booking (nos.)	720	118	720	-	114	3,615
Area Booked (sqft) *	3,16,136	92,010	1,77,359	-	58,339	17,21,471
Units Booked (nos.)	438	112	311	-	88	3,552
Area in Inventory (sqft.)*	2,14,013	5,370	2,59,845	-	18,624	37,158
Units in Inventory (nos.)	282	6	409	-	26	63
Booking Value (Rs. Crores)	152.7	135.6	79.3	-	22.1	406.1
Amount Collected (Rs. Crores)#	46.1	98.0	9.4	-	19.2	405.6
Revenue Recognised (Rs. Crores) #	-	120.0	-	-	18.9	406.1

* Salable area | # cumulative till Dec 2021 | Completed - Samruddhi Evergreen, Badlapur and Samruddhi Complex and Commercial, Karjat

§ Poddar Wondercity - Approved CC under UDCPR for 10.29 Lac Sq. Ft. and for 6.60 Lac Sq. Ft. approval is in process.

Note - Project information of upcoming projects of Kandlivali and Goregaon will be updated once the preliminary approvals being obtained.



Project Updates



Poddar Riviera

1. Sales -

Particulars	Booking			Registered		
	Q3*	YTD*	Total	Q3	YTD	Total
No of Units	45	260	438	72	220	385

* Gross bookings

2. Construction –

A1-A4 - Excavation and PCC work completed. Plinth columns and back filling work in progress.

UGT – 100% completed.

3. Approvals -

First installment of 10% of approval fees under UDCPR 2020 paid, expecting approval by Q-4 FY 21-22.



Project Photos



Project Photos - Current



Project Updates

Poddar Spraha Diamond

1. Sales -

Particulars	Booking			Registered		
	Q3	YTD	Total	Q3	YTD	Total
No of Units	6	22	112	11	23	110

2. Construction –

Wing B –

- RCC work & Block work completed and Fire sprinkler line upto 15th & Gypsum upto 13th floor completed.
- Tiling, kitchen platform and waterproofing is almost completed; plumbing and electricity work is in progress

Wing A –

- RCC work completed and block work, plaster, internal waterproofing and plumbing work is in progress.

3. Approvals -

Full CC received in Oct 21, Project completion by June 2022
Rehab building OC applied.



Project Photos



Terrace Slab of Wing A and Wing B



Kitchen Platform Wing B



Wing A & B



Flooring -Wing B



Flooring -Wing A



Lobby Flooring Wing B



Project Updates

Poddar Wondercity

1. Sales[§] -

Particulars	Booking			Registered		
	Q3*	YTD*	Total	Q3	YTD	Total
No of Units	4	13	311	19	19	115

*Gross bookings

§Project has been relaunched in Q2

2. Construction –

Building B5 5th slab and B4 & B6 – 3rd & 4th slab is in progress, block work upto 1st floor completed.
Work restarted from end of October 2021

3. Approvals –

Revised approval with full CC till 23 floors received in May 2021 with increased potential to 17 lacs Sq.Ft.



Project Photos

Building B-4



Building B-5



Building B-6



Bridge



Retaining Wall



Retaining Wall



Project Photos - Current

Building B-4, 5 & 6



Poddar Samruddhi Evergreens – 4C

1. Sales –

Particulars	Booking			Registered		
	Q3	YTD	Total	Q3	YTD	Total
No of Units	10	24	97	9	18	84

2. Construction –

Construction Status	<80%	100%
No of Buildings	2	5
Units Sold	13	75

3. Approvals -

Full CC received.

Plans under revision as per UDCPR 2020 which will give additional potential of 1 lac sq.ft. of build up area.



Project Photos

Building 140 & 141



Building 142



Building 143



Building 144



Building 145




Other Project Updates

Kandivali

- Revised IOA and CC upto plinth is expected in Q4 of FY 21-22.
- More than 240 huts demolished and debris are cleared, fencing work is in progress. Soil investigation completed
- Obtained access to project and cleared the debris in Q4



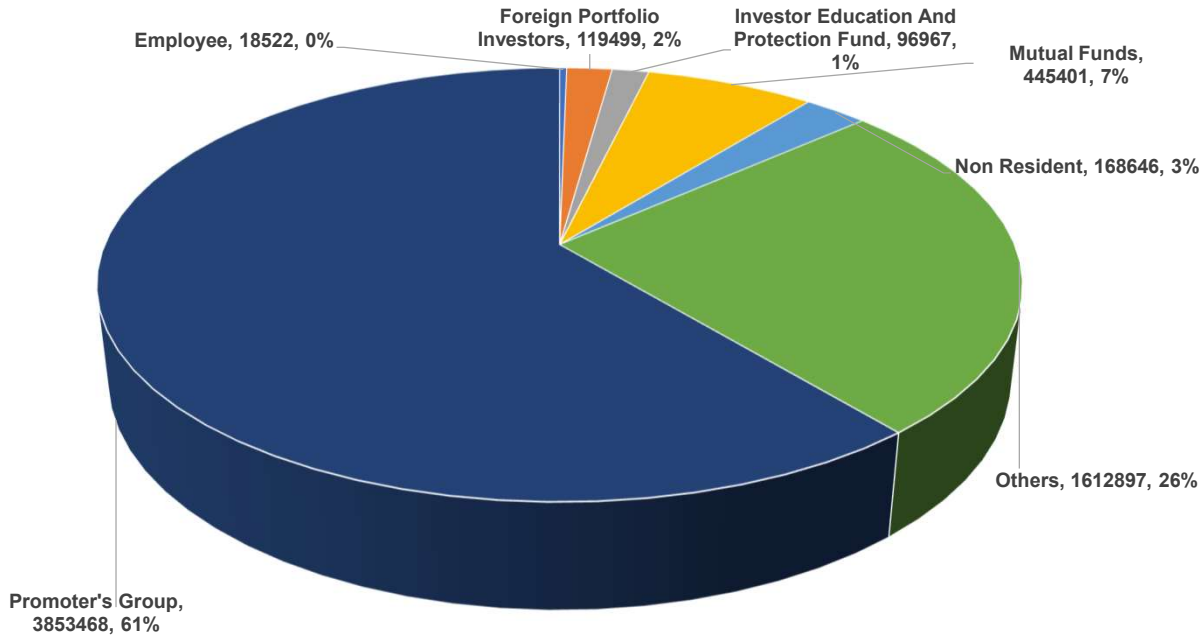
Kandivali Photos - Current



Shareholding Structure



Shareholding Structure – Dec -21

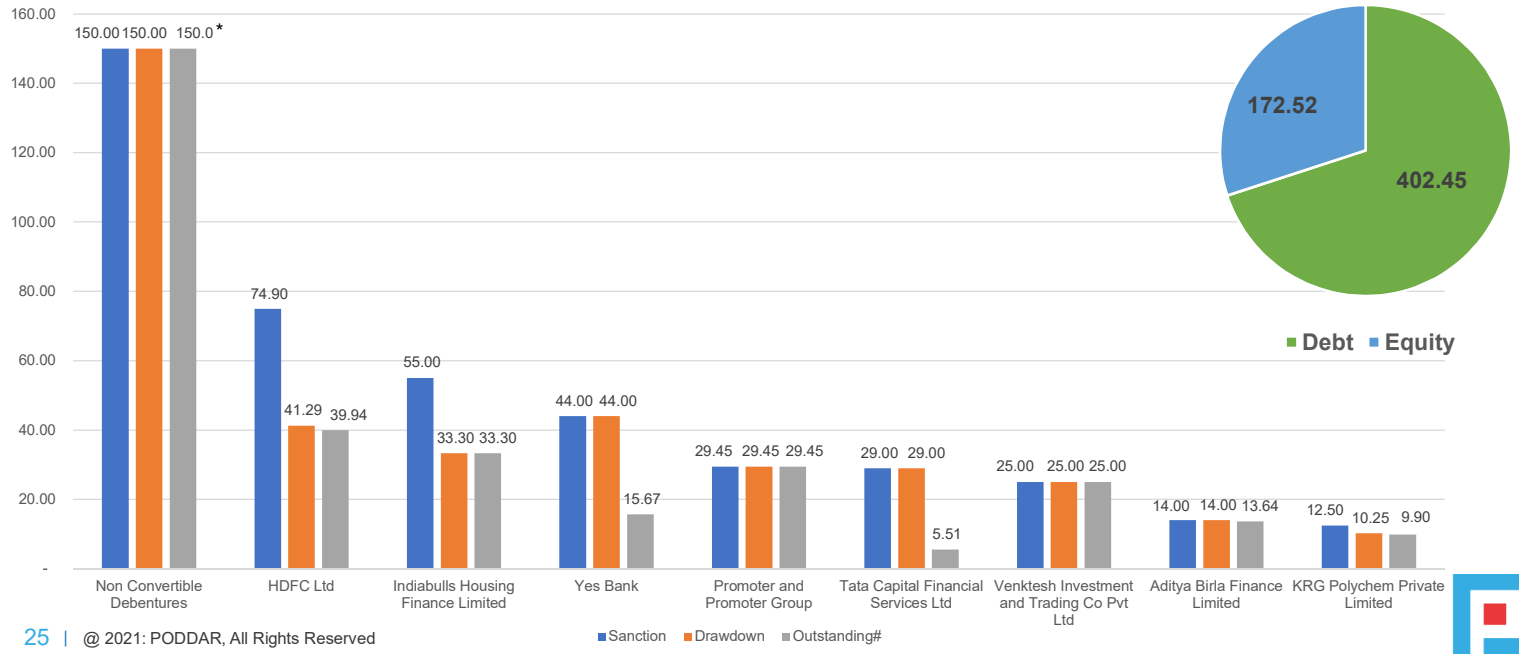


Debt Profile



Debt Profile (Consolidated)

₹ Crores



* Excluding Accrued Interest of 80.04 || # Net of DSRA



Thank You

Mr. Vishal Kokadwar, Chief Operating Officer and Chief Financial Officer – vishal.kokadwar@poddarhousing.com

Mr. Rajendra Agrawal, Head – Finance and Account – rajendra.agrawal@poddarhousing.com

Mr. Vimal Tank, Company Secretary – vimal.tank@poddarhousing.com

Disclaimer

This presentation has been prepared by Poddar Housing and Development Limited (“Company”) solely for providing information about the Company. It contains certain forward looking statements concerning Poddar Housing and Development Limited as future business prospects and business profitability, which are subject to a number of risks and uncertainties and the actual results could materially differ from those in such forward looking statements. The risks and uncertainties relating to these statements include, but are not limited to, risks and uncertainties, regarding approvals, fluctuations in net realisation, our ability to manage growth, competition, economic growth in India, ability to attract and retain highly skilled professionals, time and cost over runs on contracts, government policies and actions with respect to investments, regulations. The company does not undertake to make any announcement in case any of these forward looking statements become materially incorrect in future or update any forward looking statements made from time to time on behalf of the company.

